



DATASHEET
CY-S2008-120-V2

Switch Datasheet | CY-S2008-120-V2

Industrial 8-Port Gigabit PoE+ 4-Port Gigabit SFP L2 Managed Ethernet Switch

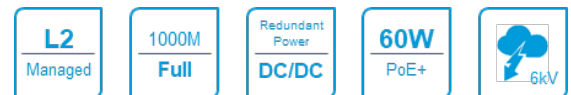
Overview

- CY-S2008-120-V2 Industrial 8-Port Gigabit PoE+ 4-Port Gigabit SFP L2 Managed Ethernet Switch

This series switch provides 8 Gigabit Ethernet RJ-45 ports and 4 Gigabit SFP uplink ports. The PoE types meet IEEE 802.3af/at standard. All RJ-45 ports support Power-over-Ethernet (PoE+). Port 1 delivers 60W and the other RJ-45 ports delivers 30W power per port. The function can be configured via software.

This series switch has extensive L2 management functions, such as 802.1Q VLAN, 802.1p QoS, STP/RSTP, Link aggregation and DHCP. It can be easily managed via a WEB GUI (http/https), CLI (telnet/ssh/console) or SNMP.

Features and Highlights



- CY-S2008-120-V2 8*10/100/1000 Base-T PoE+ RJ-45 ports, 4*1000 Base-X SFP ports

Industrial Design

- Working temperature: -40°C ~75°C
- Redundant power supply
- 6kV surge immunity
- 6kV contact discharge, 8kV air discharge ESD protection
- Relay alarm for power off, cable link down and PoE link down
- Fan-less metal shell design
- DIN-rail/wall mounted/desktop installation



Layer 2 Management Function

- 802.1Q VLAN
- 802.1p QoS
- SNMP
- STP/RSTP
- Fast-Ring -Support one key smart Fast Ring)
- ERPS
- Link Aggregation
- DHCP snooping
- One-key smart mode: CCTV, LOCK, RING, ONLINE

Specifications

Items	CY-S2008-120-V2
Hardware Specifications	
Downlink Ports	8*10/100/1000Base-T PoE+ RJ-45(Auto-MDI/MDI-X)
Uplink Ports	4*1000Base-X SFP
Console Port	1*RS-232 console port(115200,8,N,1)
Alarm Output	1*Relay
LED Indicators	2*Power indicators 1*Alarm indicator 4*SFP port indicators 8*Port Link/ACT indicators 8*PoE indicators(For PoE type only)
Init Button	Short press to restart, Long press >5s to initialize the system
DIP Switch	N/A
Input Voltage	48~57V DC
Power Consumption	≤30W (Full load, not including PoE)
Dimensions(W*D*H)	163mm*110.5mm*46.5mm
Material	Metal shell
Installation	DIN-rail/Wall mounted/Desktop
Switch Property	
Standards	IEEE 802.3, IEEE 802.3u, IEEE 802.3ab, IEEE 802.3z, IEEE 802.3x, IEEE 802.1Q, IEEE 802.1p, IEEE 802.3ad, IEEE 802.1D, IEEE 802.1X
Forwarding Modes	Store and Forward
Packet Buffer	4Mbit
MAC Table	8k
Switching Capacity	24Gbps/non-blocking
Packet Forwarding Rate	17.9Mpps
Jumbo Frame	10k bytes
Reliability	
Surge Immunity	6kV, Standard: IEC6000-4-5
ESD Protection	8kV Contact Discharge, 15kV Air Discharge, Standard:IEC61000-4-2
Operating Temperature	-40°C ~75°C
Storage Temperature	-40°C ~85°C
Operating Humidity	5%~95%(Non-condensation)
PoE	
PoE Standard	IEEE 802.3af/at(PSE)
PoE Supply Type	End-span
PoE Pin Assignment	1/2(+),3/6(-)
PoE Budget	60W PoE for port 1, 30W PoE for other ports

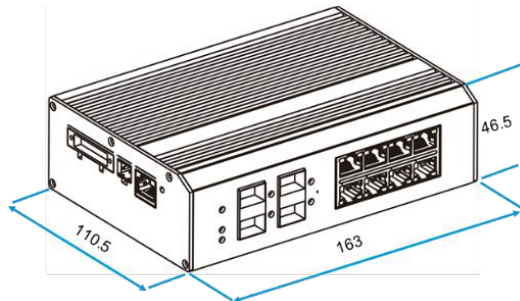
Software Architecture

Items	
System Status	
System Status	<ul style="list-style-type: none"> • Device Name • MAC Address • Firmware Version • Hardware Version • System Time • Update Time
Port Configuration	
Port Setting	<ul style="list-style-type: none"> • Port State • Port Speed • Duplex Mode • Traffic Control • Port Range
Rate Limit	<ul style="list-style-type: none"> • Enable and Disable • Port Range • Input Speed Limit • Output Speed Limit
Storm Control	<ul style="list-style-type: none"> • Port Range • Broadcast Storm • Multicast Storm • Unknown Unicast Storm
PoE Setting	
Power Control	<ul style="list-style-type: none"> • Power Setting • Power Status • Port Status and Control
Schedule	<ul style="list-style-type: none"> • Restart Setting • Working Setting
VLAN	
VLAN	<ul style="list-style-type: none"> • Port-based VLAN • VLAN Forward • Voice VLAN OUI • PVLAN • MAC-based VLAN • Protocol-based VLAN • GVRP • QinQ
QoS	
802.1p QoS	<ul style="list-style-type: none"> • 802.1p Priority • Output Queue
DSCP	<ul style="list-style-type: none"> • DSCP Value Range • Output Queue
Redundancy	
LACP	<ul style="list-style-type: none"> • Trunk Setting
Fast-Ring Protection	<ul style="list-style-type: none"> • Fast-Ring Network Group 1 • Fast-Ring Network Group 2
Rapid Spanning Tree	<ul style="list-style-type: none"> • STP Version • Device Priority • Message Sending Period • Message Maximum Lifetime • Port State Transition Delay • This Bridge Update Message • Modify Configuration
Loopback Protection	<ul style="list-style-type: none"> • Protect Automatic Recovery • Disable Loop Port Time • Port Range • Port Loop Detection
ERPS Ring	<ul style="list-style-type: none"> • Ring Number • East Interface • West Interface
ERPS Instance	<ul style="list-style-type: none"> • EPRS Instance Name • ERPS Instance ID • ERPS Ring Level • RAPS VLAN • Owner Interface • Subring Block • Associated Instance
Port Reliability	
Static Address Lock	<ul style="list-style-type: none"> • Enable and Disable • MAC Address, VLAN ID, Port
802.1X Authentication	<ul style="list-style-type: none"> • Authentication Timer • Radius Server Setting • Port Setting
Radius Database	<ul style="list-style-type: none"> • Radius Server Setting
Network Management	
SNMP	<ul style="list-style-type: none"> • SNMP Server • SNMP Version • Read-only Group Name • Read and Write Group Name • SNMP V3 Setting
Port Mirroring	<ul style="list-style-type: none"> • Monitor Port • Mirror Port Range • Collect Data
Email Alarm	<ul style="list-style-type: none"> • Mail Server Setting • Receiver Address • Mail Replay Address • Mail Interval
IGMP Snooping	<ul style="list-style-type: none"> • IGMP Query • IGMP Query Interval • Group Member Alive Time
DHCP Server	<ul style="list-style-type: none"> • Client Lease Time • DNS Address • Win Server • Network Interface • Default Gateway • Start IP Address • Max Client Number
DHCP Relay	<ul style="list-style-type: none"> • Option 82 • DHCP Server Address
DHCP Snooping	<ul style="list-style-type: none"> • Trust Port Setting
DHCPv6 Snooping	<ul style="list-style-type: none"> • Trust Port Setting
Telnet Setting	<ul style="list-style-type: none"> • Enable and Disable
Network Information	
Packet Statistics	<ul style="list-style-type: none"> • Sent Packet Statistics • Received Packet Statistics
Traffic Statistics	<ul style="list-style-type: none"> • Sent Frame Statistics • Received Frame Statistics
MAC Address Table	<ul style="list-style-type: none"> • MAC Address Table • Sort Type
System Management	
IP Address	<ul style="list-style-type: none"> • Manage VLAN • DHCP Client • IPv4 Address • Default Gateway • DNS Address • IPv6 Address
User Setting	<ul style="list-style-type: none"> • Access Privilege • Account Setting
Syslog	<ul style="list-style-type: none"> • Log Query, Download, Clearing • Restore Factory Value • System Reboot
File Management	<ul style="list-style-type: none"> • Download Configuration File • Upload Configuration File • System Upgrade
Web Access	<ul style="list-style-type: none"> • HTTP • HTTPS
Timing Start	<ul style="list-style-type: none"> • Restart Every Day/Week/Month
Alarm Management	<ul style="list-style-type: none"> • Port Network • Port PoE • CCTV Mode
One Key Smart	<ul style="list-style-type: none"> • Device Lock • Fast Ring • Device Online (PoE watchdog)

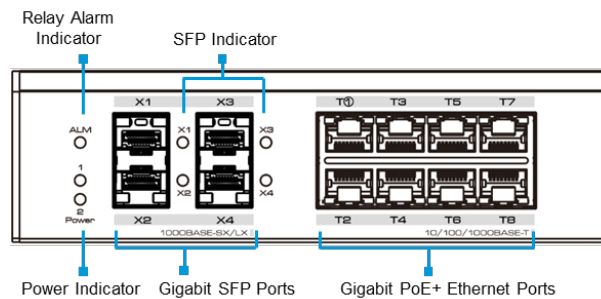
Appearances and Dimensions

CY-S2008-120-V2

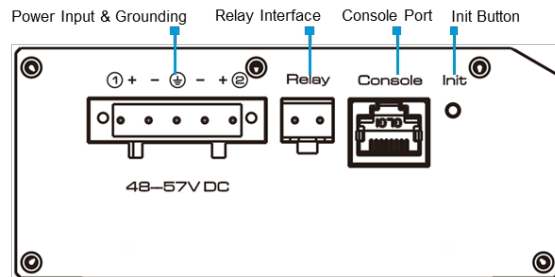
Dimensions(mm)



CY-S2008-120-V2 Front Panel



CY-S2008-120-V2 SidePanel



Packing List

After purchasing, you will receive:

Items	Quantity
Switch	1 pc
Mounting Accessory	1 set
Power Adapter	1 pc
Quick Installation Guide	1 pc

CYGNUS
electronics

